



Approval Marks



- LWTC32W800CALR-W
- LWTC32W800CALR-B
- LWTC32W800CALR-G

Item	Value	Remark	
Nominal voltage	220–240Vac		
Nominal frequency	50–60Hz		
AC voltage range	198–264V		
DC voltage range (start)	NA		
DC voltage range (operation)	NA		
Nominal current	180mA		
Total Harmonic Distortion (THD)	< 20%	Full load @230VAC	
Power factor	0.9C	Full load @230VAC	
Input	Displacement factor	0.9C	Full load @230VAC
	Efficiency	86%(Typ.)	Full load @230VAC
No-load power	NA		
Stand-by power	NA		
Protection class	II	Suitable for class II luminaires	
Inrush current	15A / 40us		
Max.units per circuit breaker	Type B , 10A MCB	22	
	Type B , 16A MCB	36	
	Type C , 10A MCB	28	
	Type C , 16A MCB	44	
Earth leakage current	NA		
Output	Nominal voltage range	25-40Vdc	
	Maximum voltage	55Vdc	
	Nominal current range		Full load @230VAC
	800mA	800mA	
	700mA	700mA	
	600mA	600mA	
	Current accuracy	± 5%	Full load @230VAC
	Typical output LF current ripple	± 5%	Low Frequency< 120Hz Full load @230VAC
	SVM	≤ 0.4	Full load @230VAC
	P _{stLM}	≤ 1	Full load @230VAC
Starting time	< 0.5 S	Full load @230VAC	

	Item	Value	Remark	
Output	Nominal power range			
	800mA	20-32W		
	700mA	17.5-28W		
	600mA	15-24W		
	Maximum power	32W		
Dimming	Dimming control	Trailing edge		
	Dimming technique	Amplitude		
	PWM frequency	NA		
	Dimming range	10-100%		
	Lowest dimming current	1-6%		
	Galvanic isolation	NA		
Environment	Ambient temperature range t_a	-20°C - +35°C		
	Maximum case temperature t_c	65°C		
	Max. case temp. in fault condition	110°C	When operating under fault conditions, the temperature of the enclosure at any location should not exceed 110 °C	
	Storage temperature range	-40°C - +85°C		
	Relative humidity	10% - 90%		
	Surge transient protection	1 kV	L/N	
	Environmental rating	Indoor		
	IP rating	IP20		
	Mains switching cycles	> 100,000		
	Expected lifetime	> 50,000 h, t_c 65 °C @ t_a 35 °C	0.2 % / 1,000 h failure rate	
		> 100,000 h, t_c 55 °C @ t_a 25 °C	0.1 % / 1,000 h failure rate	
	Packing	Gross weight/Carton	5.8 kg	
		Net weight/Carton	4.9 kg	
Pcs/Carton		35 PCS		
Dimension/Carton		385(L)*310(W)*260(H)mm		
Protections				
Short-circuit Protection		Auto recovery		
Open-circuit Protection		Auto recovery		
Overload Protection		Auto recovery		
Conformity & Standards				
Safety standard:	EN 61347-1, EN 61347-2-13, EN 62493			
Performance:	EN 62384			
EMC standard:	EN 55015, EN 61000-3-2, EN 61000-3-3, EN 61547			
Cable information				
Sec Connection	+	-		
Cable cross-section	0.34-0.5□/AWG 22-20	0.34-0.5□/AWG 22-20		
Stripping	9mm	9mm		
Terminal information				
PRI-Contact metal				
SEC-Push button/Angled Entry				

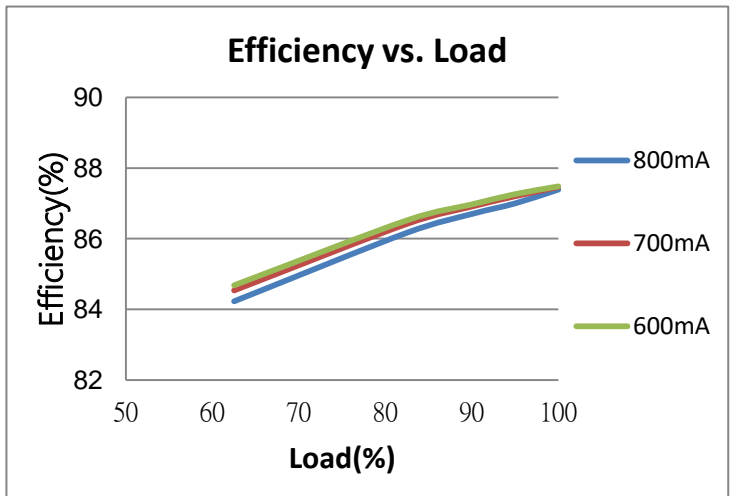
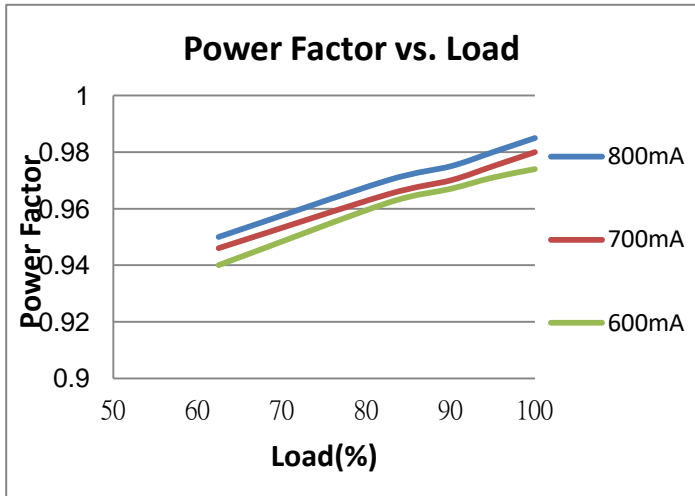
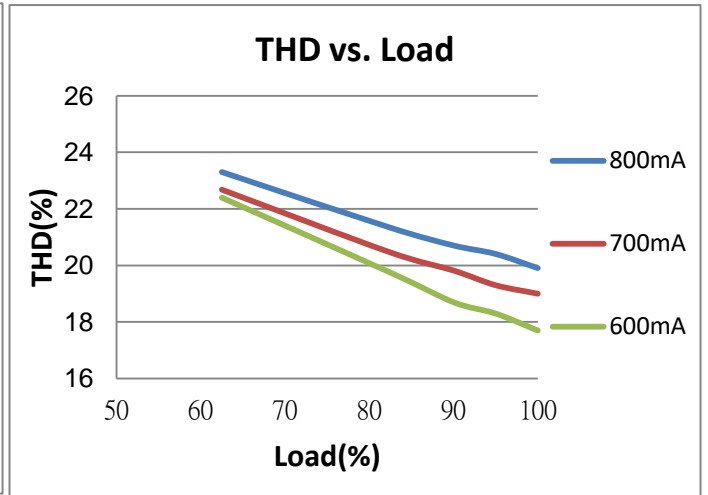
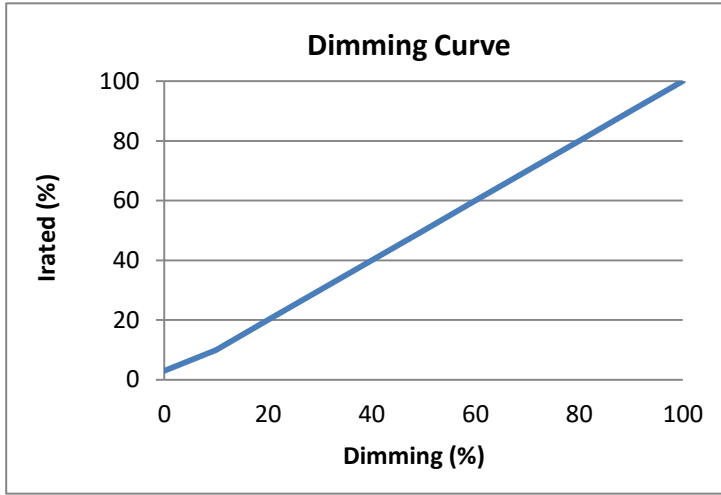
* If not mentioned, all the test conditions are based on full load at 230VAC input (for 220-240 VAC input).

Subject to change without notice, HEP guarantees all products perform functionally well

Trailing Edge Dimmer list approved by HEP

Manufacturer	Model	Q'ty of parallelconnection
Philips	SED-200A	6
Merten/Schneider	SBD315RC	8
Etman	ETM327	8
Etman	ETM329	8

Electrical Values



Label

HEP GROUP®
HEP GmbH - Ramsloh 10
58579 Schalksmuehle - Germany
UN= 220-240Vac
IN= 180mA max.
λ= 0.9C fN= 50-60Hz
ta= -20°C - +35°C

Phase Dimmable LED Driver
LWTC32W800CALR
Trailing Edge Dim
Urange= 25-40 Vdc
Irated= 600/700/800mA const.
Prated= 15-32W max. ratings
Uout= 55V max. for output details see datasheet

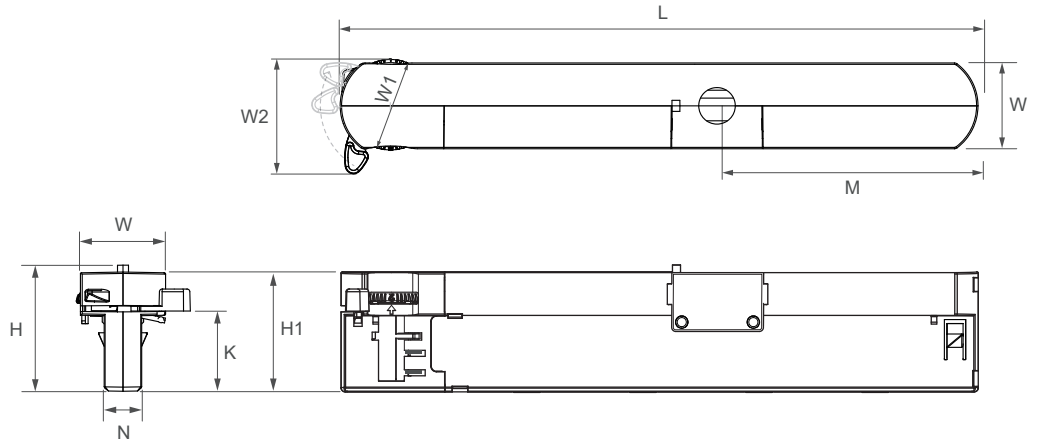
DIP	Irated[mA]	DIP1	DIP2
ON	600	OFF	OFF
ON	700	ON	OFF
ON	800	ON	ON

SEC SELV
tc= 65°C

Physical Parameter

L : 230.5 mm W1 : 33.0 mm
W : 31.0 mm W2 : 41.5 mm
H : 45.9 mm H1 : 43.0 mm
N : 13.7 mm M : 94.3 mm
K : 27.5 mm

Tolerance : $\geq \pm 1$ mm
Housing Material : Polycarbonate



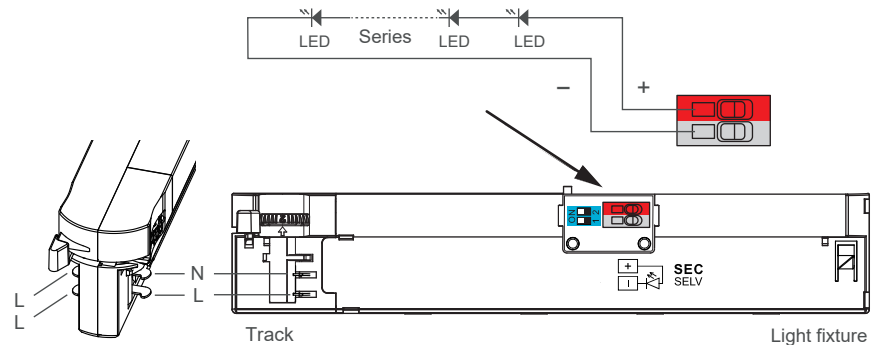
Dip Switch - One driver offers 3 choosable output current

Current	Dip-switch setting	
	1	2
800mA	ON	ON
700mA	ON	-
600mA	-	-

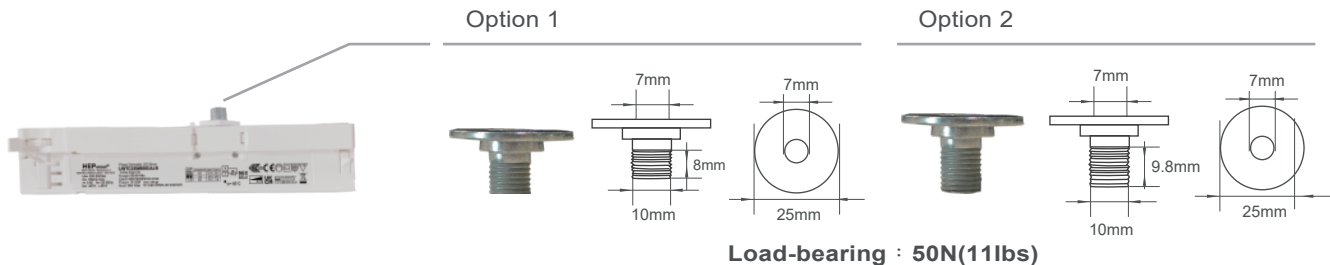
800mA



Wiring Diagram



Lamp screw type



The driver could be compatible with Global, Powergear, STUCCHI on 3-phase-circuit track system.

Manufacturer	Type	Model	System
NORDIC ALUMINIUM	Global Track Pro	XTS 4x00	x=1,2,3,4 3-phase
EUTRAC	Surface Track	25-x0	x=1,2,3,4 3-phase
ZUMTOBEL	3 Circuits DALI Track System	S2 801 S2 803	3-phase
IVELA	3-phase LKM	7501-x0	x=1,2,3,4 3-phase
POWERGEAR	3 Circuits Track System	PRO-04x0	x=1,2,3 3-phase